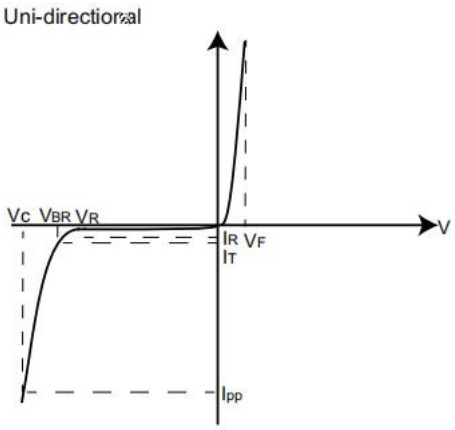
Uni-directional
Vc VBR VR
V
IR VF
IT
Ipp

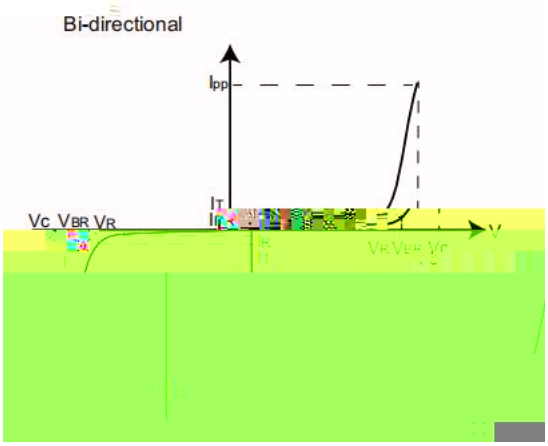
Bi-directional
Ipp
IT
Vc VBR VR
V
VR VBR Vc

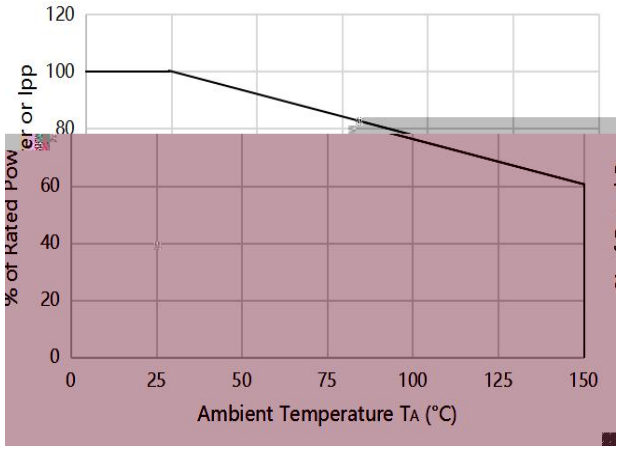
% of Rated Power or Ipp
120
100
80
60
40
20
0
0
25
50
75
100
125
150
Ambient Temperature TA (°C)

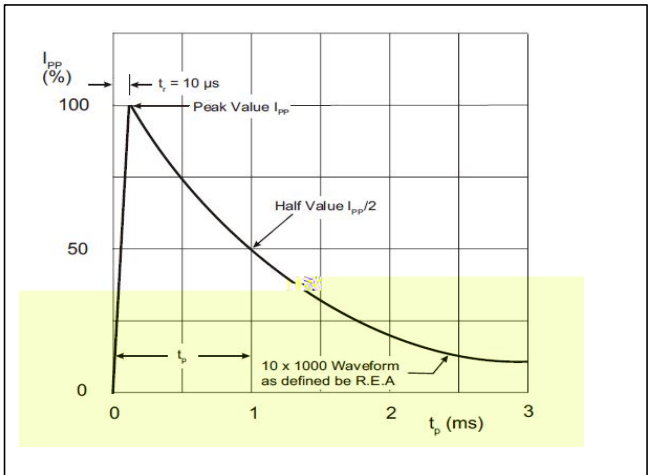
IPP (%)
tr = 10 µs
Peak Value Ipp
Half Value Ipp/2
100
50
0
tp
10 x 1000 Waveform as defined be R.E.A
0
1
2
3
tp (ms)

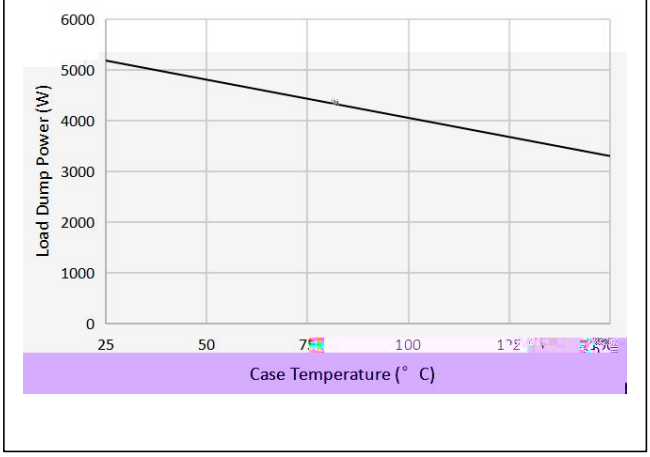
Load Dump Power (W)
6000
5000
4000
3000
2000
1000
0
25
50
100
Case Temperature (° C)


10000
9000
8000
7000
6000
5000
4000
3000
2000
1000
10
Pulse Width (mS)

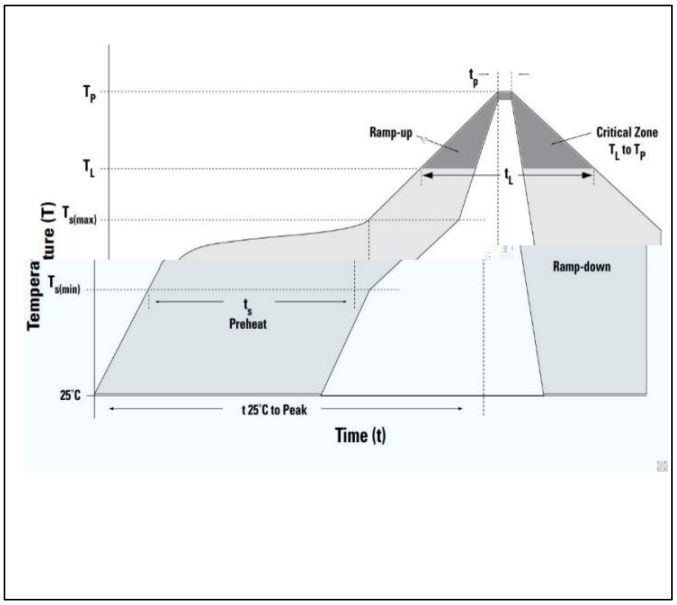
t_p
T_P
Ramp-up
Critical Zone
T_L to T_P
T_L
t_L
$T_{s(max)}$
Tempera ture (T)
Ramp-down
$T_{s(min)}$
t_s
Preheat
25°C
t 25°C to Peak
Time (t)

Product